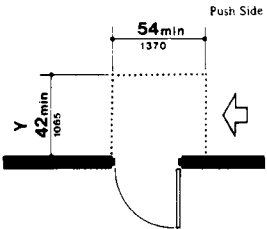
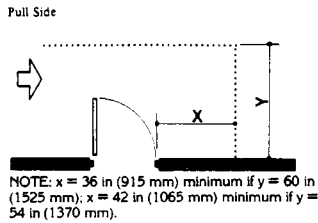


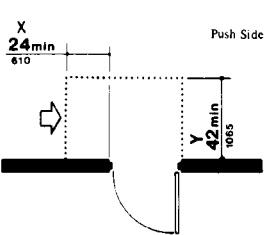
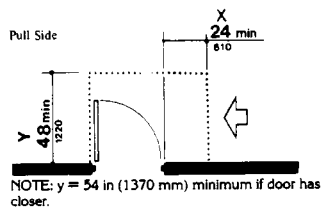
NOTE:  $x = 12$  in (305 mm) if door has both a closer and latch.

(a)  
Front Approaches — Swinging Doors



NOTE:  $y = 48$  in (1220 mm) minimum if door has both a latch and closer.

(b)  
Hinge Side Approaches — Swinging Doors



NOTE:  $y = 48$  in (1220 mm) minimum if door has closer.

(c)  
Latch Side Approaches — Swinging Doors

NOTE: All doors in alcoves shall comply with the clearances for front approaches.

Fig. 25  
Maneuvering Clearances at Doors