

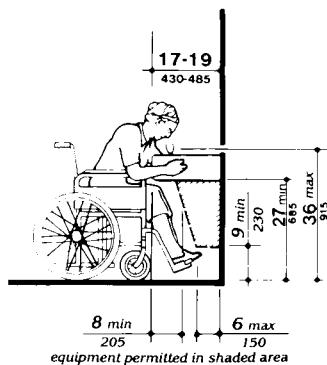
shall be mounted on the wide side of toilet areas no more than 44 in (1120 mm) above the floor.

4.16.6 Dispensers. Toilet paper dispensers shall be installed within reach, as shown in Fig. 29(b). *Dispensers that control delivery, or that do not permit continuous paper flow, shall not be used.*

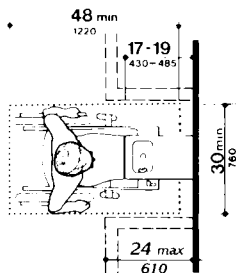
4.17 Toilet Stalls.

4.17.1 Location. Accessible toilet stalls shall be on an accessible route and shall meet the requirements of 4.17.

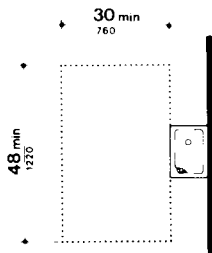
4.17.2 Water Closets. Water closets in accessible stalls shall comply with 4.16.



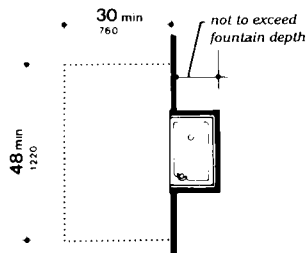
(a)
Spout Height and
Knee Clearance



(b)
Clear Floor Space



(c)
Free-Standing
Fountain or Cooler



(d)
Built-In
Fountain or Cooler

Fig. 27
Drinking Fountains and Water Coolers