

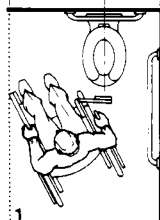
A4.13.12 Automatic Doors and Power-Assisted Doors. Sliding automatic doors do not need guard rails and are more convenient for wheelchair users and visually impaired people to use. If slowly opening automatic doors can be reactivated before their closing cycle is completed, they will be more convenient in busy doorways.

A4.15 Drinking Fountains and Water Coolers.

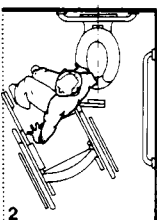
A4.15.2 Spout Height. Two drinking fountains, mounted side by side or on a single post, are usable by people with disabilities and people who find it difficult to bend over.

18-30
455-760

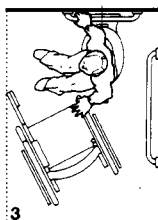
18
455



1
Takes transfer position, swings footrest out of the way, sets brakes.



2
Removes armrest, transfers.



3
Moves wheelchair out of the way, changes position (some people fold chair or pivot it 90° to the toilet).

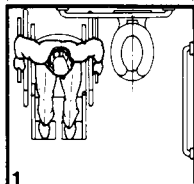


4
Positions on toilet, releases brake.

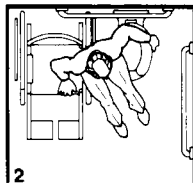
(a)
Diagonal Approach

42
1065

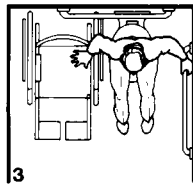
18
455



1
Takes transfer position, removes armrest, sets brakes.



2
Transfers.



3
Positions on toilet.

(b)
Side Approach

Fig. A6
Wheelchair Transfers