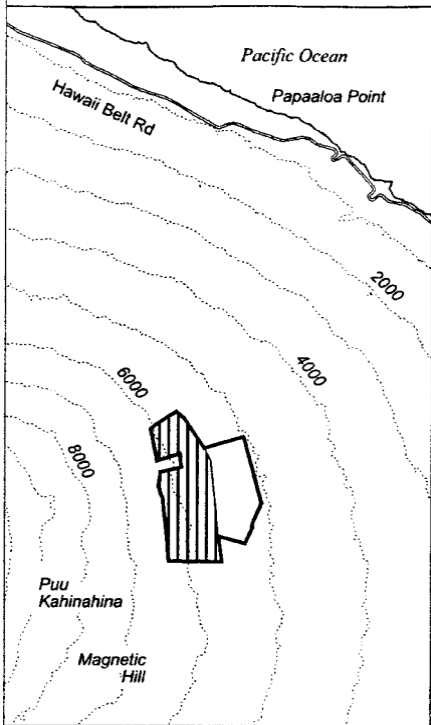







Map 8

Unit 2 - *Clermontia pyrularia* - b



-  Critical Habitat Unit 2
-  Critical Habitat for *Clermontia pyrularia* - b
-  Elevation (1,000-ft. contours)
-  Major Road
-  Coastline

0 2 4 Miles

0 2 4 Kilometers

