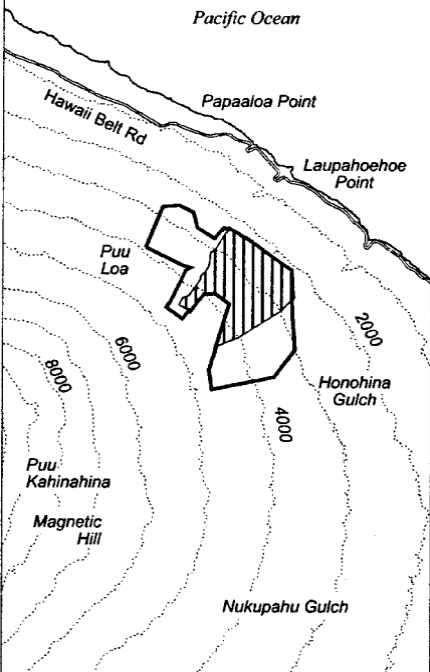







Map 13

Unit 3 - *Cyrtandra tintinnabula* - a



-  Critical Habitat Unit 3
-  Critical Habitat for *Cyrtandra tintinnabula* - a
-  Elevation (1,000-ft. contours)
-  Major Road
-  Coastline

