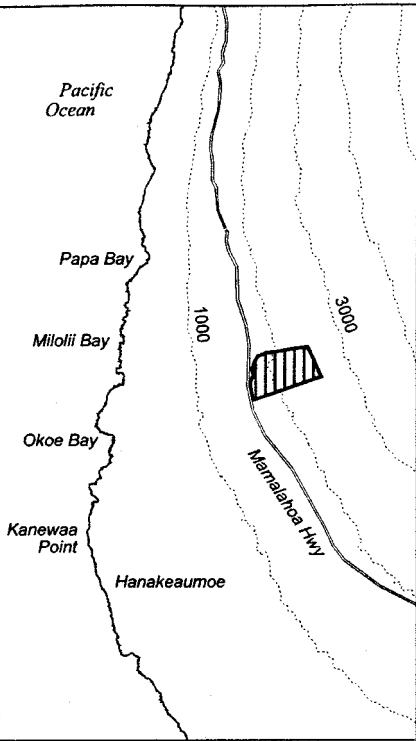







Map 63 Unit 17
Flueggea neowawraea - a



-  Critical Habitat Unit 17
-  Critical Habitat for *Flueggea neowawraea - a*
-  Elevation (1,000-ft. contours)
-  Major Road
-  Coastline

0 1 2 Miles



0 1 2 Kilometers

