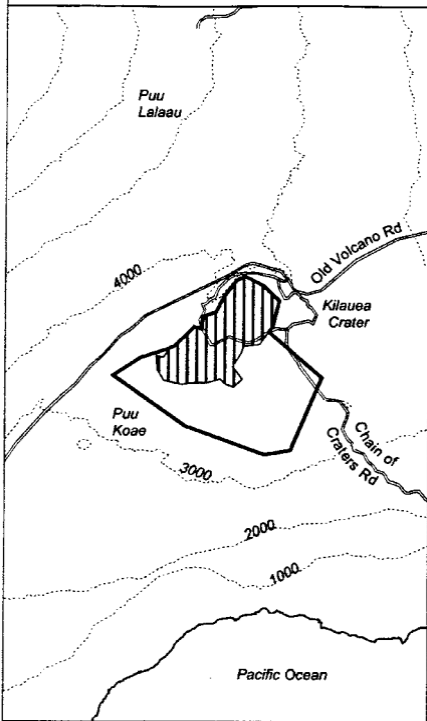







**Map 88**  
**Unit 27 - *Silene hawaiiensis* -- b**



-  Critical Habitat Unit 27
-  Critical Habitat for *Silene hawaiiensis* -- b
-  Elevation (1,000-ft. contours)
-  Major Road
-  Coastline

