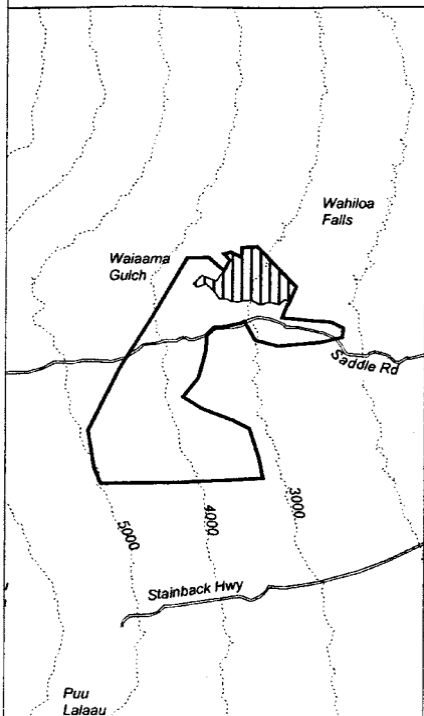







Map 92
Unit 29 - *Cyrtandra giffardii* -- b



-  Critical Habitat Unit 29
-  Critical Habitat for *Cyrtandra giffardii* -- b
-  Elevation (1,000-ft. contours)
-  Major Road
-  Coastline

0 2.5 5 Miles

0 2.5 5 Kilometers

