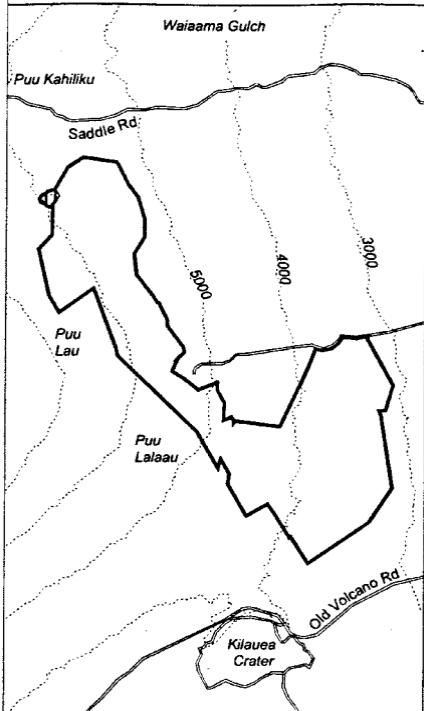







Map 96

Unit 30 - *Cyanea shipmanii* - b



-  Critical Habitat Unit 30
-  Critical Habitat for *Cyanea shipmanii* - b
-  Elevation (1,000-ft. contours)
-  Major Road
-  Coastline

