













**Table 1**  
**Identification and Illustration of Controls**

Column 1	Column 2	Column 3	Column 4
<i>Hand Operated Controls</i>	<i>Identifying Words or Abbreviation</i>	<i>Identifying Symbol</i>	<i>Illumination</i>
Master Lighting Switch	Lights	 5	_____
Headlamps and Tail Lamps	(Manufacturer Option) <sup>2</sup>	(Manufacturer Option) <sup>2</sup>	_____
Horn	Horn	 4	_____
Turn Signal	_____	 3 5	_____
Hazard Warning Signal	Hazard	 5	Yes
Windshield Wiping System	Wiper or Wipe		Yes
Windshield Washing System	Washer or Wash		Yes
Windshield Washing and Wiping Combined	Wash-Wipe or Washer-Wiper		Yes
Heating and/or Air Conditioning Fan	Fan	 or 	Yes
Windshield Defrosting and Defogging System	Defrost, Defog or Def.		Yes
Rear Window Defrosting and Defogging System	Rear Defrost, Rear Defog, Rear Def., or R-Def.		Yes
Identification, Side Marker and/or Clearance Lamps	Marker Lamps or MK Lps	 2 5	Yes
Manual Choke	Choke	_____	_____
Engine Start	Engine Start <sup>1</sup>	_____	_____
Engine Stop	Engine Stop <sup>1</sup>	_____	Yes
Hand Throttle	Throttle	_____	_____
Automatic Vehicle Speed	(Manufacturer Option)	_____	Yes
Heating and Air Conditioning System	(Manufacturer Option)	(Manufacturer Option)	Yes

1 Use when engine control is separate from the key locking system.

2 Separate identification not required if controlled by master lighting switch.

3 The pair of arrows is a single symbol. When the controls for left and right turn operate independently, however, the two arrows may be considered separate symbols and be spaced accordingly.

4 Identification not required for vehicles with a GVWR greater than 4536 kg; or for narrow ring-type controls.

5 Framed areas may be filled.